

DATA SHEET A90A

RECTANGULAR ATTENUATOR

INSTALLATION INSTRUCTIONS



ALLAWAY
ACOUSTICS
LIMITED
www.allawayacoustics.co.uk

IMPORTANT NOTES

THIS DATA SHEET IS LIMITED TO ATTENUATORS OF STANDARD CONSTRUCTIONAL SPECIFICATION AND DIMENSION. ANY ADDITIONAL REQUIREMENTS WILL BE NOTED ON THE EQUIPMENT SCHEDULE.

ATTENUATORS SHOULD NOT BE TREATED AS CONVENTIONAL DUCTWORK, BUT SHOULD BE TRANSPORTED, OFF-LOADED, HANDLED AND INSTALLED AS SPECIALIST ITEMS OF EQUIPMENT.

ATTENUATORS WILL BE SUPPLIED WITHOUT SUPPORT STEELWORK, BRACKETS, FIXINGS, GASKET, MASTIC OR OTHER SUCH ITEMS, UNLESS OTHERWISE STATED.

EXCESSIVELY LARGE OR HEAVY ATTENUATORS MAY BE MANUFACTURED IN MATING SECTIONS FOR EASE OF HANDLING.

ATTENUATOR SEAMS AND JOINTS WILL BE FACTORY SEALED, HOWEVER, THE FLANGE CONNECTION SEAL, INCLUDING THE FLANGE CORNERS, IS THE RESPONSIBILITY OF THE INSTALLER.

THIS DATA SHEET IS TO BE READ IN CONJUNCTION WITH THE EQUIPMENT SCHEDULE.

DIMENSIONS

DIMENSIONS ARE GIVEN ON THE EQUIPMENT SCHEDULE.

FLANGES

ATTENUATORS ARE FITTED WITH PROPRIETARY FLANGES AS STANDARD.

THE FLANGES ARE SEALED TO THE ATTENUATOR BODY AT WORKS, HOWEVER, IT IS THE INSTALLERS RESPONSIBILITY TO PROVIDE THE SEAL TO THE CONNECTING DUCT, INCLUDING THE FLANGE CORNERS.

WEIGHT

WEIGHTS ARE GIVEN ON THE EQUIPMENT SCHEDULE.

INSTALLATION SEQUENCE

REMOVE POLYTHENE FROM FLANGED CONNECTION (IF FITTED).

LOCATE AND PROPERLY SUPPORT THE ATTENUATOR BODY, ENSURING THAT THE ATTENUATOR IS INSTALLED IN THE CORRECT PLANE AND UNTWISTED.

APPLY SUITABLE MASTIC SEAL TO THE FLANGES AND BOLT/CLAMP TO THE ADJACENT CONNECTION. IMPORTANT: THE FLANGE CORNER MUST BE SEALED BY THE INSTALLER.

TEST FOR AIR TIGHTNESS AND APPLY MASTIC AS REQUIRED.

COMMISSIONING

NONE REQUIRED

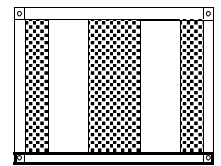
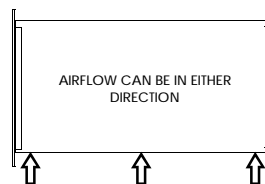
OPERATION AND MAINTENANCE

THERE ARE NO MOVING OR ADJUSTABLE PARTS, THEREFORE, NO OPERATING INSTRUCTIONS ARE REQUIRED.

ATTENUATORS POSITIONED INTERNALLY REQUIRE NO MAINTENANCE OTHER THAN PERIODIC CLEANING. THIS SHOULD ENTAIL NO MORE THAN VACUUMING/ BRUSHING AND WASHING WITH MILD DETERGENT AND WARM WATER.

ATTENUATORS POSITIONED EXTERNALLY WILL BE SUBJECT TO ATMOSPHERIC CORROSION AND SHOULD HAVE REGULAR MAINTENANCE. THIS SHOULD ENTAIL REGULAR VACUUMING/BRUSHING AND WASHING WITH MILD DETERGENT AND WARM WATER. LOCALISED REPAIR OF ANY CORROSION OR OTHER DAMAGE MUST BE UNDERTAKEN IMMEDIATELY AND THE LIFE OF THE ATTENUATOR WILL BE FURTHER EXTENDED BY PAINTING.

SUGGESTED SUPPORT LOCATIONS



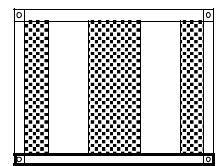
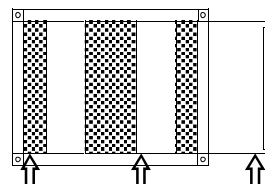
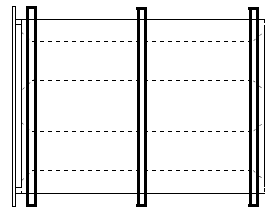
RECTANGULAR ATTENUATOR

ATTENUATORS MUST BE INSTALLED WITH ADEQUATE SUPPORT BENEATH THE CASING.

SUPPORTS SHOULD BE ADJACENT TO THE FLANGES, BE CONTINUOUS, AND EXTEND FULL WIDTH.

LARGER ATTENUATORS MAY REQUIRE INTERMEDIATE SUPPORTS.

ATTENUATORS SHOULD NOT BE SUPPORTED FROM FLANGES ALONE



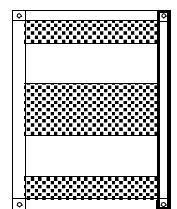
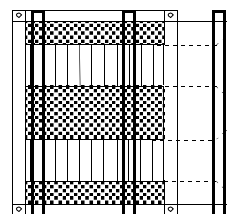
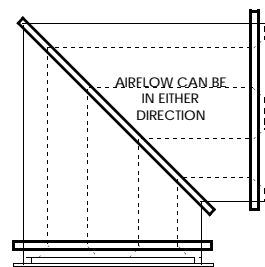
BEND ATTENUATOR (HORIZONTAL)

ATTENUATORS MUST BE INSTALLED WITH ADEQUATE SUPPORT BENEATH THE CASING.

SUPPORTS SHOULD BE ADJACENT TO THE FLANGES, BE CONTINUOUS, AND EXTEND FULL WIDTH.

LARGER ATTENUATORS MAY REQUIRE INTERMEDIATE SUPPORTS.

ATTENUATORS SHOULD NOT BE SUPPORTED FROM FLANGES ALONE



BEND ATTENUATOR (VERTICAL)

ATTENUATORS MUST BE INSTALLED WITH ADEQUATE SUPPORT BENEATH THE CASING.

SUPPORTS SHOULD BE ADJACENT TO THE FLANGES, BE CONTINUOUS, AND EXTEND FULL WIDTH.

LARGER ATTENUATORS MAY REQUIRE INTERMEDIATE SUPPORTS.

ATTENUATORS SHOULD NOT BE SUPPORTED FROM FLANGES ALONE